



BI
Biological Industries
Culture of Excellence

BIO-MARROW™ Karyotyping Medium

without conditioned medium

REF 01-199-1

 -20°C

Instructions for Use

Product Description

Biological Industries BIO-MARROW™ Karyotyping Medium is intended for use in short-term cultivation of primary bone marrow cells for chromosome evaluation. BIO-MARROW™ Karyotyping Medium is based on RPMI-1640 basal medium supplemented with L-Glutamine, foetal bovine serum, and antibiotics (gentamicin). The medium does not contain any mitogens or conditioned medium.

BIO-MARROW™ Karyotyping Medium is supplied as frozen medium, which is ready for use after thawing.

Precaution and Disclaimer

- Do not use if a visible precipitate is observed in the medium.
- Use of Biological Industries BIO-MARROW™ Karyotyping Medium does not guarantee the successful outcome of any chromosome analysis testing.
- Do not use BIO-MARROW™ Karyotyping Medium beyond the expiration date indicated on the product label.

Storage and Stability

- BIO-MARROW™ Karyotyping Medium should be kept frozen at -20°C.
- After thawing, the medium should be stored at 2-8°C.
- The medium should be used within 10 days after thawing.
- Protect the medium from light.

Instructions for Use

- Thaw BIO-MARROW™ Karyotyping Medium at refrigerator temperatures (2-8°C) or at room temperature. Mix gently after thawing.
- The medium may be supplemented with growth factors or mitogens if required.
- Note that the medium already contains L-Glutamine.

Culture of Bone Marrow Cells for Chromosome Analysis

The bone marrow karyotyping method was developed to provide information about chromosomal abnormalities. The ready-to-use medium is intended for the culture of bone marrow cells without any mitogens or conditioned medium.. After 48-72 hours, a mitotic inhibitor is added to the culture to stop mitosis in the metaphase stage. After treatment by hypotonic solution, fixation and staining, chromosomes can be microscopically observed and evaluated for abnormalities.

Test Procedure

1. Inoculate approximately 0.5ml of bone marrow suspension into a plastic tube or tissue culture plate with 10ml of medium. Invert tubes gently to mix specimen.
2. Incubate the culture for 72 hours.
3. Add 0.1-0.2ml of **Colcemid Solution (Cat. No. 12-004-1)** to each culture tube. Incubate the culture for an additional 15-30 minutes.
4. Transfer the culture to a centrifuge tube and spin at 500g for 5 minutes.
5. Remove the supernatant and re-suspend the cells in 5-10ml of hypotonic **0.075M KCl (Cat. No. 12-005-1)**. Incubate at 37°C for 10-12 minutes.
6. Spin at 500g for 5 minutes.
7. Remove the supernatant, agitate the cellular sediment and add drop-by-drop 5-10ml of fresh, ice-cold fixative made up of 1 part acetic acid to 3 parts methanol. Leave in 2-8°C for 10 minutes.
8. Repeat steps 6 and 7.
9. Re-suspend the cell pellet in a small volume 0.5-1ml of fresh fixative, drop onto a clean slide and allow to air dry.
10. At this stage, the preparation can be stained with Orecinar Giemsa. Giemsa banding has become the most widely used technique. The most common method to obtain this staining is to treat slides with **Trypsin-EDTA 10X (Cat. No. 03-051-5)**.

Quality Control


BIO-MARROW™ Karyotyping Medium is tested for sterility, pH, osmolality and endotoxin concentrations. In addition, each batch is tested for karyotyping in a leading clinical cytogenetics laboratory.

Quality Assurance









- For in vitro diagnostic use. The medium is not intended for therapeutic use.
- Listed in Europe under CE IVD class I, thus comply with European In-Vitro Diagnostic Devices Directive (98/79/EC) requirements.
- Manufactured under ISO 13485 QMS.
- Manufactured under controlled environments and processes in accordance with:
 1. ISO 13408 – Aseptic Processing of Health Care Products;
 2. ISO 14644 – Cleanrooms and associated controlled environments

EC	REP
----	-----

Authorized Representative in the European Community:
MedNet GmbH Borkstrass 48163 Munster
Germany

 Manufacturer:
Biological Industries Israel Beit Haemek Ltd.
Kibbutz Beit Haemek 2511500, Israel
T.+972.4.9960595 F.+972.4.9968896
Email: info@bioind.com

Product Label Symbols

	Indicates the manufacturer's catalogue number so that the product can be identified.
	Indicates the manufacturer's batch code so that the batch or lot can be identified. Note: Synonyms for batch code are lot number and batch number.
	Indicates the date after which the product is not to be used.
	Indicates the temperature limits to which the product can be safely exposed.
	Indicates a product that has been manufactured using accepted aseptic techniques.
	Indicates that the product meets the requirements of the applicable EC directives
	Indicates a product that is intended to be used as an in vitro diagnostic medical device.
	Indicates the need for the user to consult the instructions for use.

Related Products

Product	Cat. No.
Trypsin EDTA, 10X concentrate	03-051-5
Colcemid Solution	12-004-1
0.075M KCl Solution	12-005-1
BIO-HEMATO™ Karyotyping Medium	01-200-1